

## Indiana Tech SS2800 Early Start (High School Dual Credit): Introduction to Sociology

During fall 2014, I was invited to re-develop SS2800 at Indiana Tech for a pilot initiative called “Early Start.” The program is aimed at dual credit high school students. This is a significant pivot for Indiana Tech’s online course offerings, as the previous offerings have only been five week courses for working adult and other non-traditional students. The Early Start course is a traditional, sixteen-week course, adapted to the needs and intellectual and social development of high school students. This requires additional explanations and details and an adapted schedule, requiring all work be completed Monday through Friday. The course units and syllabus are structured differently than the five week courses.

**INDIANA TECH**

My Institution Courses

DEV\_SS\_2800\_DAYEOL (Course is unavailable to students) > Announcements Edit Mode is: ON

**Announcements**

New Announcements appear directly below the repositionable bar. Reorder by dragging announcements to new positions. Move priority announcements above the repositionable bar to pin them to the top of the list and prevent new announcements from superseding them. The order shown here is the order presented to students. Students do not see the bar and cannot reorder announcements.

Create Announcement

New announcements appear below this line

**Testing, testing...**

Posted on: Monday, February 9, 2015 12:00:00 AM EST

This is your first extra credit opportunity of the semester! This is a chance for me to see who is checking announcements regularly and for you to earn some extra credit for doing so! Once you see this announcement, go to the week four folder and scroll below the Patterns of Social Interaction assignment to find a link that says "Testing, testing..." Click the link, and in the text box provided, type "I checked announcements because I am awesome!" Submit your entry and earn 10 points extra credit! Entries must be submitted by Wednesday, February 11th at 11:59 p.m.

Posted by: Kimberly Myers  
Posted to: DEV\_SS\_2800\_DAYEOL

**Welcome to SS2800!**

Posted on: Thursday, January 1, 2015 2:51:00 PM EST

Welcome to SS2800! Please take a look at the information in the Key Information, Course Syllabus, and Professor Profile links to the left to get started with the course. Look around, click on links and tabs and familiarize yourself with where things are. Once you're feeling comfortable navigating the course, click on "Unit 1 Weeks 1-5" in the tabs on the left and open the Week 1 folder. Read through the weekly overview and follow the instructions to get started! I look forward to working with you this semester. Please don't hesitate to email me at KMMyers02@indianatech.edu if you have any questions or concerns! You should receive a reply by the end of the next business day (so, for example, an email sent on a Friday or during the weekend will receive a reply by Monday at the end of the school day). If, at any point, you have trouble reaching me, be sure to check with your homeroom teacher or guidance counselor for assistance. I'm here to help you succeed! Let's work together to make this a great semester!

Kim

**Syllabus and Schedule**

Build Content Assessments Tools

**Course Syllabus**

Attached Files: SS2800 Early Start Syllabus Myers Sp 15 .pdf (174.725 KB)

Please download and print this course syllabus. It contains the most essential information about the course coverage and requirements, policies and guidelines related to the online course, as well as how your learning is assessed and your course grade determined. A course syllabus is a contract between you and the University. As your course instructor, I will be doing my best to follow this contract to facilitate your learning as well as to properly assess your learning.

**Course Schedule**

Attached Files: SS2800 Early Start Schedule Myers Sp 15 .pdf (94.157 KB)

The course schedule lists due dates for the course assignments, assessments, and activities.

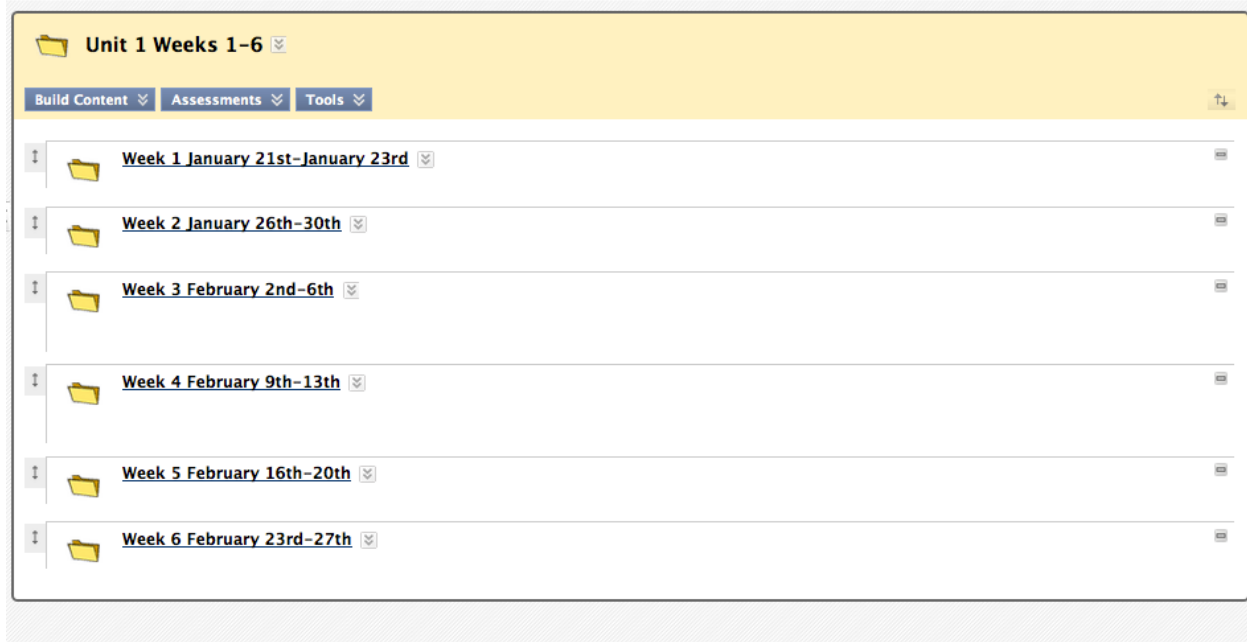
**Time Zone**

Indiana Tech online courses use US Eastern Time (GMT -5:00). Students and instructors reside in other time zones are required to follow the US Eastern Time for all course activities deadlines.

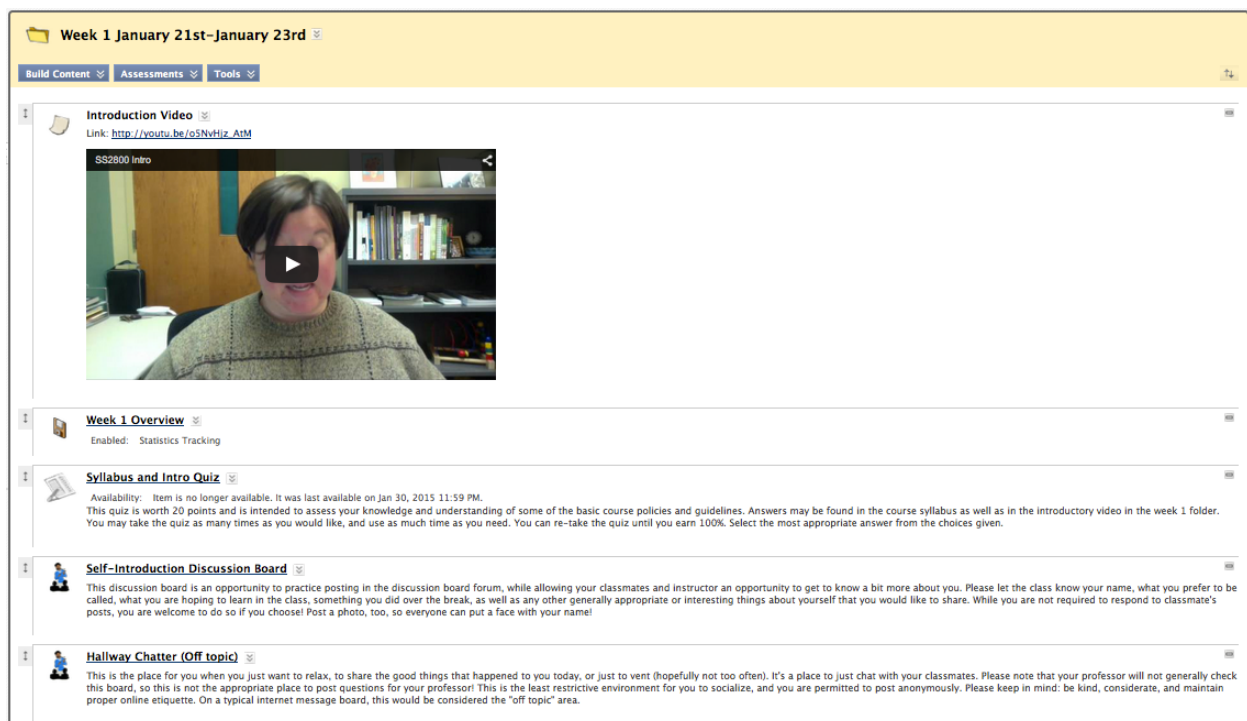
**Daylight Saving Time (DST)**

Indiana Tech online operations observes Daylight Saving Time. The DST begins at 2:00 a.m. on the second Sunday in March and reverts to standard time on the first Sunday in November. Online course participants should adjust their timepiece accordingly -- Spring Forward (1 hour), Fall Back (1 hour) -- to minimize the risk of missing an assignment deadline.

Course instruction is divided into units, each ending with an exam. Each unit is divided into individual weeks. All materials needed and due for each week are contained within the weekly folder.



This is an example of how weekly folders are structured. Rather than use the Adobe Breeze presentations used in the five-week courses, each week has a video lecture in which I explain main points and difficult concepts from the weekly reading.



Since this is a sixteen-week course, incorporation of a traditional term paper is appropriate. All term paper materials are found in a separate tab, with supplemental links in weekly folders for easy navigation.

### Media Analysis Term Paper

[Build Content](#) [Assessments](#) [Tools](#)

Media Analysis Term Paper Instructions

Media Analysis Rubric Excel

Media Analysis Rubric PDF


Peer Review Instructions (Week 13)  
Availability: Item is not available. It will be available after Apr 11, 2015 12:00 AM.

Video Presentation Instructions (Week 15)  
Availability: Item is not available. It will be available after Apr 25, 2015 12:00 AM.

Developing an Outline

Sample MLA and APA Formatted Papers

The term paper is built in manageable steps, submitted throughout the semester for better student planning and stronger final products




#### Media Analysis Topic Selection (Week 6)\*\*

1) Carefully review the media analysis paper instructions and rubric (which details how the paper will be graded) and think carefully about what you are most interested in studying.

2) In the text box provided, list your planned topic, which includes the categories and type of media you intend to study.

3) Example: For my media analysis term paper, I plan to study sex/gender/sexuality and race/ethnicity in television programming, specifically sitcoms.

**\*\*The topic selection is a required step in the term paper project process. Although late topics will not earn credit (except in cases of documented illness or emergency), they must be submitted and approved in order to move on to the next step in completion of the project.**



#### Media Analysis Topic Proposal (Week 8)\*\*

Availability: Item is not available. It will be available after Feb 28, 2015 12:00 AM.


**Please note: you must have an approved topic before completing the topic proposal.**

In the text box provided (do not add attachments), write a one to two paragraph proposal that formally introduces your topic, genre, media texts and one source that you will use as you work on your media analysis term paper project.

Content Requirements (please number your responses):

- Which two cultural categories did you choose to study and why are these important to you? Why are these important to look at critically when you think of society as a whole?
- What type of media did you choose to study and why do you think this is the most appropriate choice for you and for the cultural categories you're studying?
- What examples of the media text will you watch and when? If you're watching film or television, give specific titles. Be sure to review the assignment details for the number and variation of media you should be using. If you're watching television advertisements, give the time frames or the programming that will be on when you're watching. (For instance, I might say "I will watch all t.v. commercials shown during Show X and Show Y on Wednesday evenings from 6:00-8:00 p.m. as well as all commercials on during Show Z on Sunday afternoons from 1:00-2:00 p.m. until I have seen 50.")
- List ONE of the academic sources you will use in your paper in MLA or APA format.

**\*\*The topic proposal is a required step in the term paper project process. Although late proposals will not earn credit (except in cases of documented illness or emergency), they must be submitted and approved in order to move on to the next step in completion of the project.**




#### Media Analysis Paper Outline (Week 10)

Availability: Item is not available. It will be available after Mar 21, 2015 12:00 AM.

**Please note: you must have an approved topic proposal before your outline will be accepted.**

Submit a full outline of your media analysis paper. At minimum, your outline should include your thesis statement, your main points and at least one supporting detail for each. Keep in mind that more complete outlines will lead to an easier first draft!




#### Media Analysis Paper Draft 1 (Week 11)

Availability: Item is not available. It will be available after Mar 28, 2015 12:00 AM.

**Please note: you must have an approved outline before your draft will be accepted.**

Submit the first official draft of your Media Analysis Paper here. Papers should be attached as a Pages, Word (.doc or .docx), Rich Text (.rtf), or PDF (.pdf) document. Only these file extensions will be accepted. While late submissions will not earn points, all students are required to submit a draft before moving on to the next part of the term paper project.



#### Media Analysis Paper (Week 15)

Availability: Item is not available. It will be available after Apr 25, 2015 12:00 AM.

Submit the final draft of your media analysis paper via this link. This should be a full, formal, final draft. Papers must be attached in Pages, .doc, .docx, .rtf or .pdf format. Other file formats will not be accepted and will not be graded. This link will not be available after the assignment submission deadline.